



The Parents' Guide to Google Classroom

What is Google Classroom?

Think of Google Classroom (GC) as your child's digital link to learning.

Teachers use GC to share assignments, homework, newsletters, and much more with students AND parents!

Getting Started



Your child was provided with a secure login and password that is unique to them.

Getting Started



1

Click on the
[Google Chrome](#)
browser icon.

Getting Started



2 Type www.google.com
into your web
address bar.

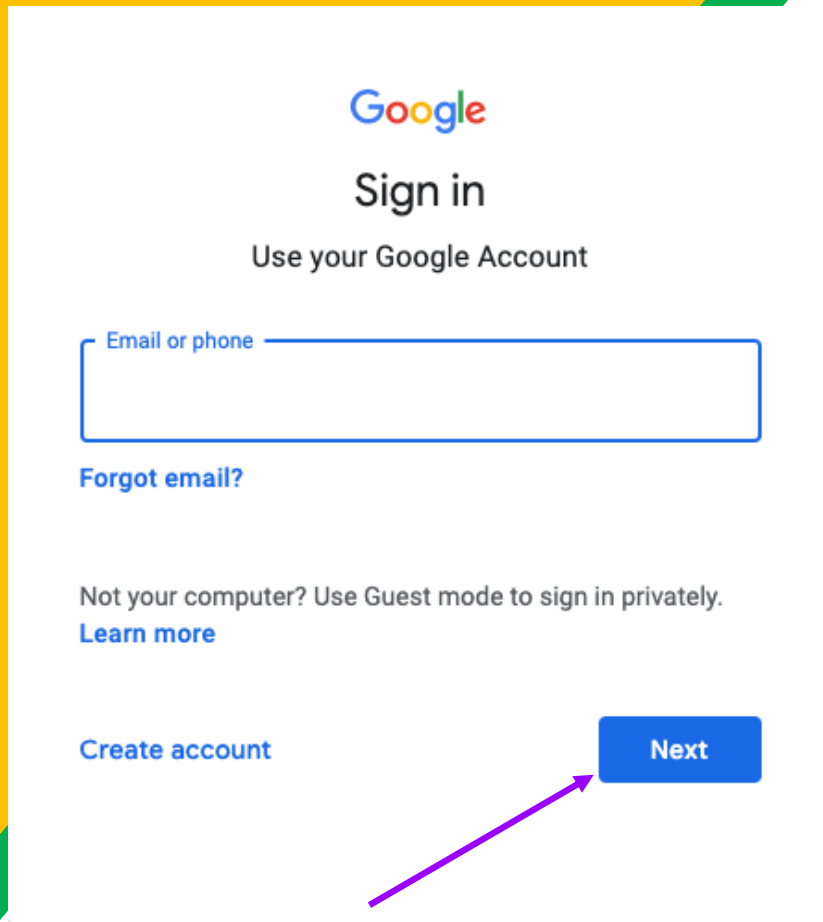
Getting Started



3

Click on **SIGN IN** in the upper right hand corner of the browser window.

Getting Started



A screenshot of the Google sign-in page. At the top is the Google logo, followed by 'Sign in' and 'Use your Google Account'. Below this is a text input field labeled 'Email or phone'. To the left of the input field is a link 'Forgot email?'. Below the input field is the text 'Not your computer? Use Guest mode to sign in privately.' with a link 'Learn more'. At the bottom left is a link 'Create account', and at the bottom right is a blue button labeled 'Next'. A purple arrow points from the bottom left towards the 'Next' button.

4

Type in your child's
Google Email address
& click "**next.**"

@cw.wiseacademies.co.uk

Getting Started

cats

5

Type in your
PASSWORD
& click "next."

Gmail

Images

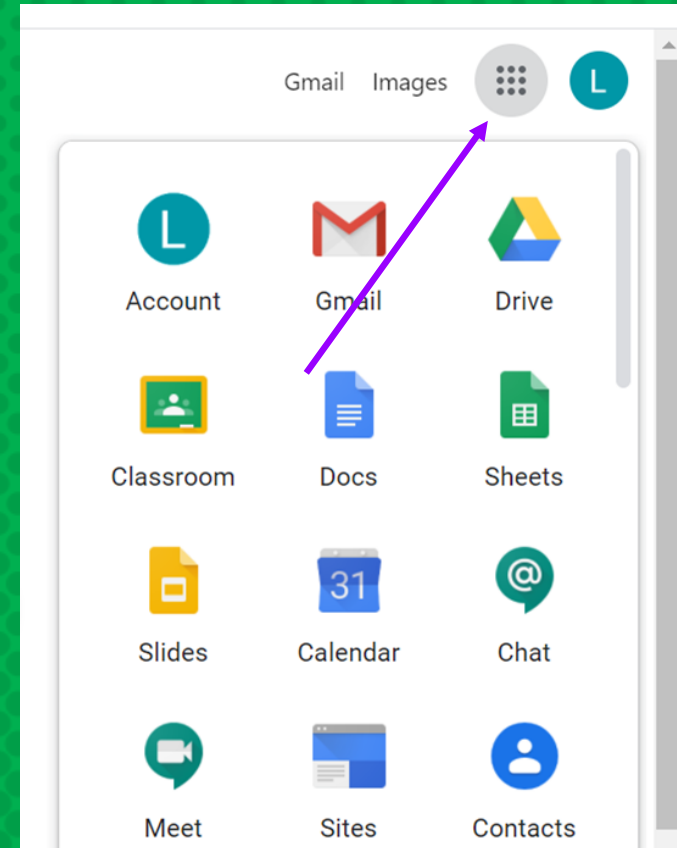


NOW YOU'LL SEE

that you are signed in to
your Google Apps for
Education account!

GOOGLE SUITE

Click on the 9 squares
(Waffle/Rubik's Cube) icon in the
top right hand corner to see
the Google Suite of Products!



GOOGLE ICONS TO RECOGNIZE:



CHROME



DOCS



DRIVE



SLIDES



SHEETS



FORMS



CALENDAR



GMAIL



PHOTOS



MAPS



KEEP



CLASSROOM



MEET



HANGOUTS



SITES



CONTACTS



CLOUD



CLOUD SEARCH



YOUTUBE



NEWS



VAULT



MY ACCOUNT



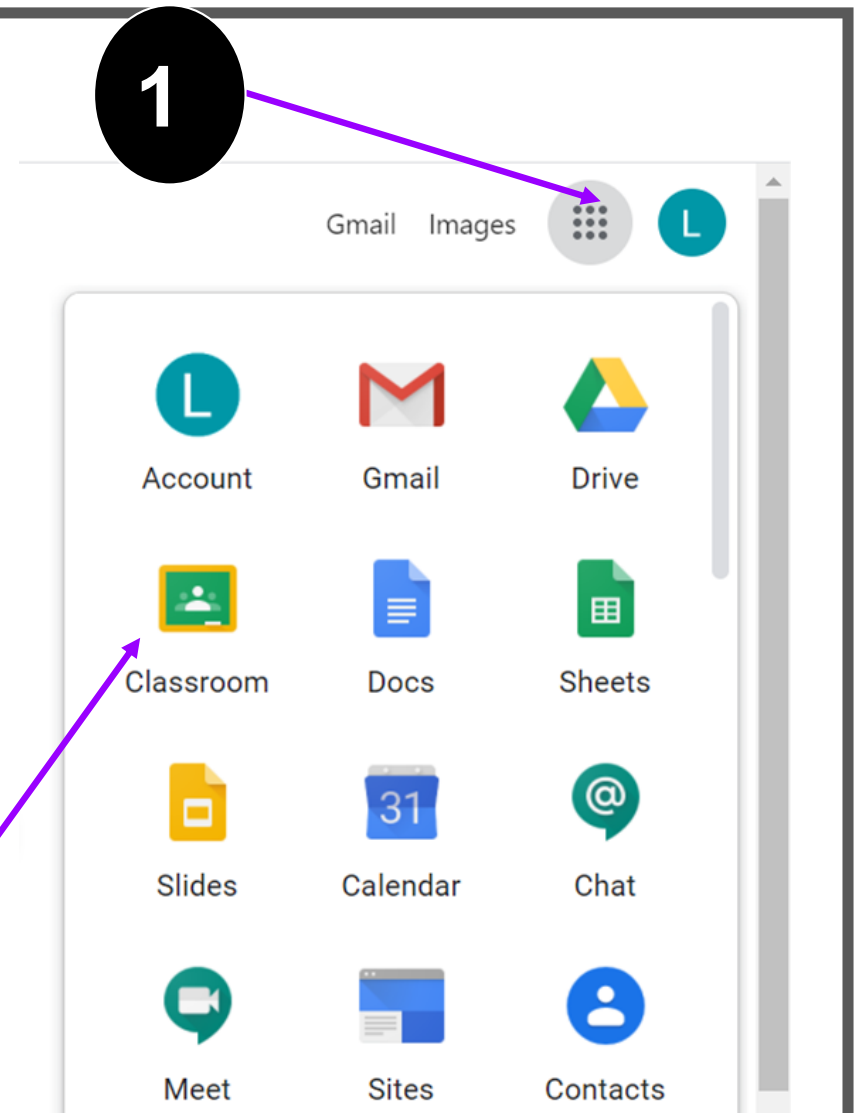
GROUPS

Navigating Classroom

1

Click on the waffle button and then the Google Classroom icon.

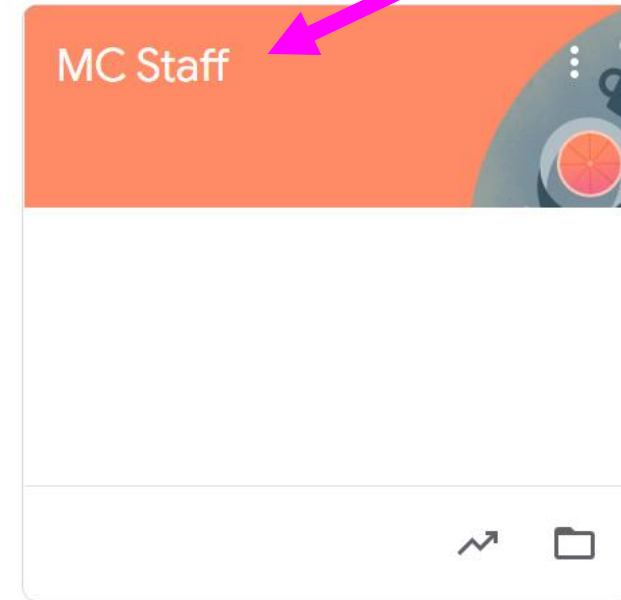
2



Navigating Classroom

2

Click on the class you wish to view.

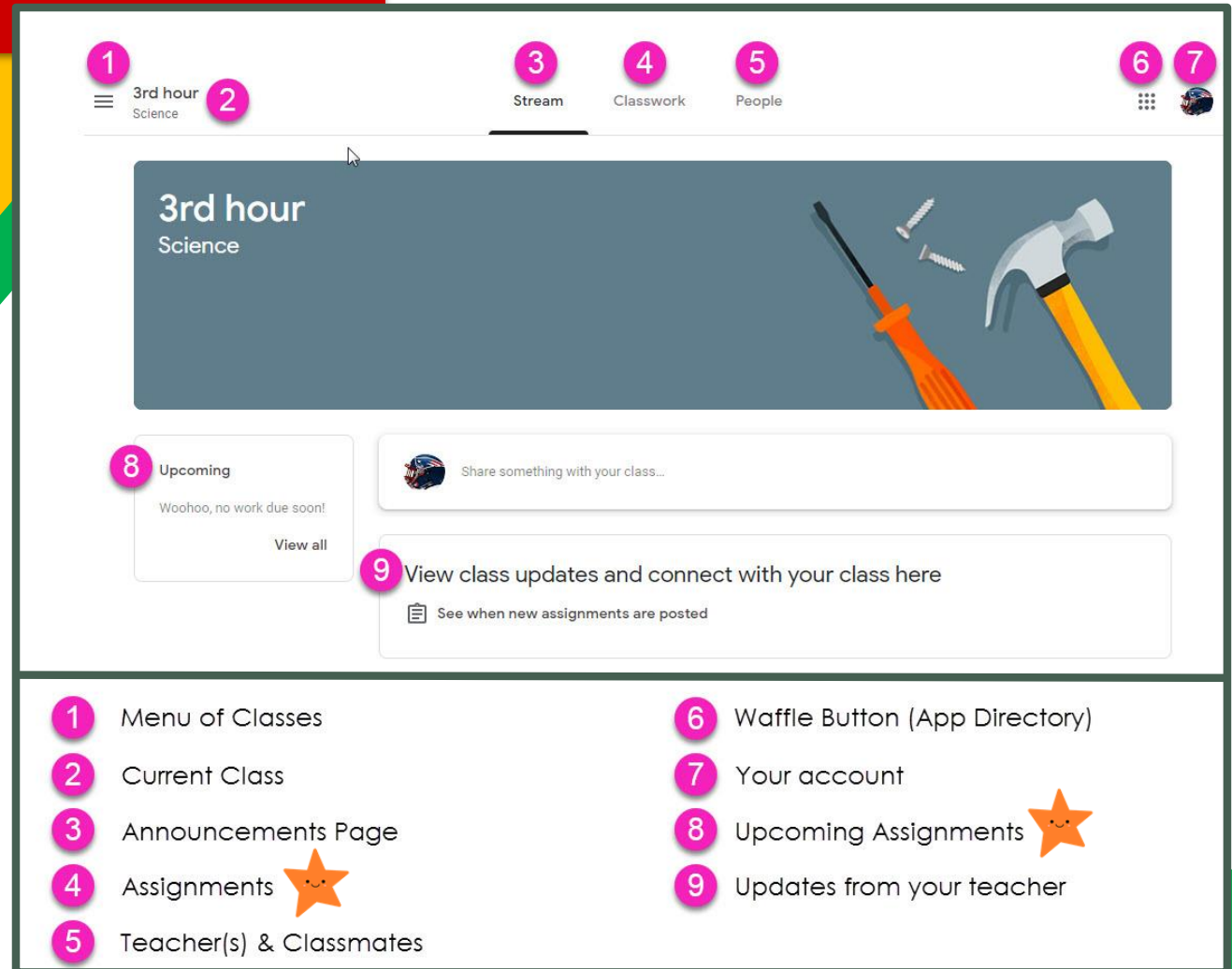


Navigating Classroom



 = High Interest for Parents

3

Page tools
(Left side)



The screenshot shows the Classroom app interface for a class named "3rd hour Science". The interface includes a top navigation bar with icons for Menu of Classes (1), Current Class (2), Stream (3), Classwork (4), People (5), Waffle Button (6), and Your account (7). The main content area features a header for the current class, a section for upcoming assignments (8) with a "View all" link, and a section for class updates and teacher connections (9). A "Share something with your class..." button is also visible. The bottom of the interface contains a legend for the numbered callouts.

| | | | |
|---|---|---|--|
| 1 | Menu of Classes | 6 | Waffle Button (App Directory) |
| 2 | Current Class | 7 | Your account |
| 3 | Announcements Page | 8 | Upcoming Assignments  |
| 4 | Assignments  | 9 | Updates from your teacher |
| 5 | Teacher(s) & Classmates | | |

Navigating Classroom

4

Assignment
details

The screenshot shows the Classroom interface with the following elements and callouts:

- 1** Classwork Tab
- 2** View your work
- 3** Google Calendar
- 4** Class Drive folder
- 5** All topics
- 6** Benchmark Tests
- 7** For the Week of September 2 - 6
- 8** Due Today
- 9** Assigned
- 10** Attached files/links
- 11** View Assignment

The interface displays the following content:

- Stream
- Classwork
- People
- View your work
- Google Calendar
- Class Drive folder
- All topics
- Benchmark Tests
- Daily Lesson Files
- Assessments
- Back to School
- Resources
- STAR Math Benchmark Test - BOY
- Due Sep 3
- Daily Lesson Files
- For the Week of September 2 - 6
- Due Today
- Assigned
- Posted Sep 3
- Monday - NO SCHOOL (Labor Day)
- Tuesday - Multistep Equations (Also STAR Math Benchmark)
- Wednesday - Variables on Both Sides
- Thursday - Infinite & No Solution Equations
- Friday - Algebraic Proportions
- Day 1 - Multistep Equatio... PDF
- Day 2 - Variables on Both... PDF
- Day 3 - Infinite & No Solu... PDF
- Day 4 - Algebraic Propor... PDF
- View Assignment

1 Classwork Tab

2 See your Grades

3 See Due Dates

4 View your files

5 Topics available

6 Topic Headings

7 Assignment Title

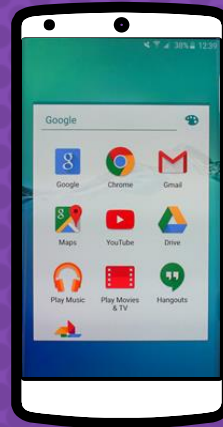
8 Assignment Due Date

9 Assignment Status

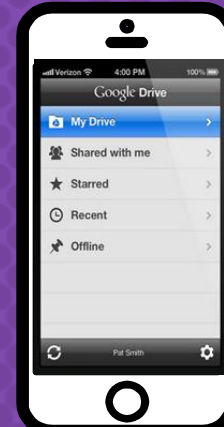
10 Attached files/links

11 Click to view
assignment

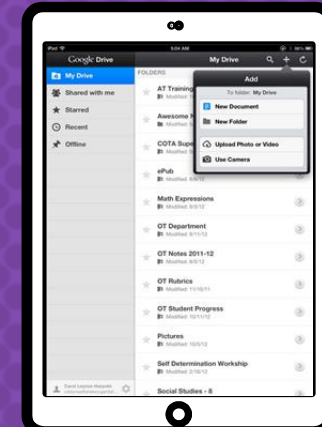
ACCESS **ANYWHERE**



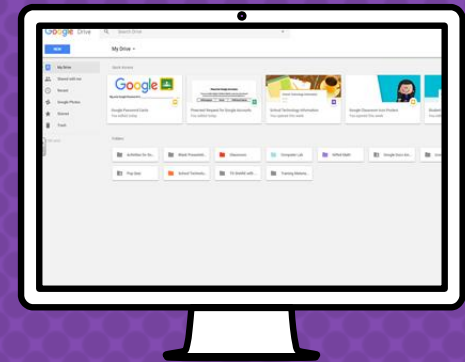
ANDROID



IPHONE



TABLET



DESKTOP



GOOGLE APPS

allow you to edit Google
assignments from
any device that is connected
to the internet!



Download on the
App Store



GET IT ON
Google Play