

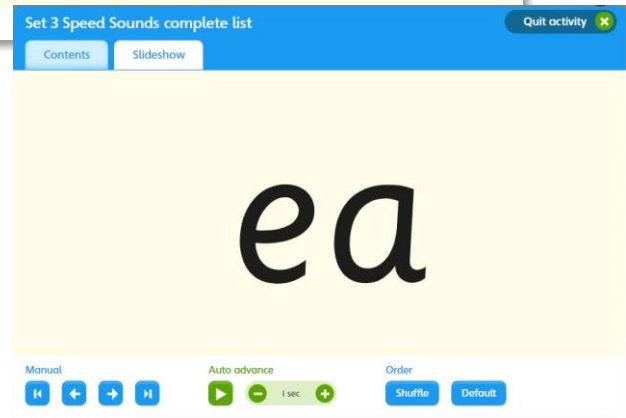
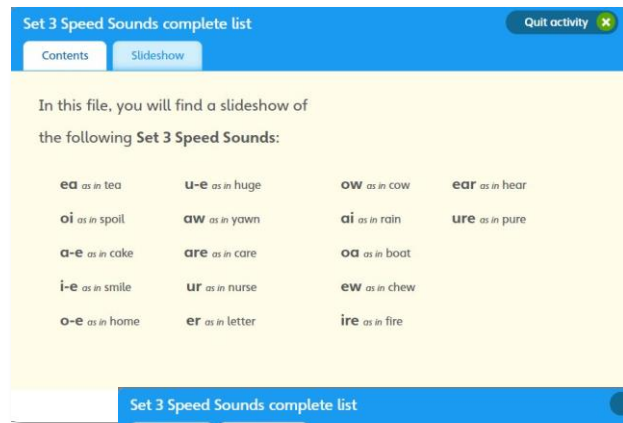
Set 3 Speed Sounds slideshow

This activity will help build your child's reading fluency.

Purpose: for your child to practise reading the Speed Sounds.

Speed Sounds are sounds and the letter, or groups of letters, to represent them. These are taught in three sets: Set 1, Set 2 and Set 3. Only the most common sound-letter correspondences are taught as Speed Sounds (e.g. *ay* in 'play' is a Speed Sound, but *aigh* in 'straight' is not).

The more sounds your child knows, the more words they will be able to read and the higher the level of Storybooks they will read.



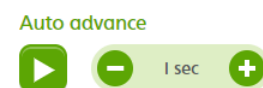
Use the **Manual** buttons to manually change the sound on the slideshow.

- Go to first sound
- Go to previous sound
- Go to next sound
- Go to last sound



Use the **Auto advance** buttons to auto play the slideshow, and to slow down or speed up the sounds.

- Auto play the slideshow
- Slow down or speed up the sounds



Use the **Order** buttons to change the order that the sounds appear in the slideshow.

- Shuffle = sounds appear in a shuffled order
- Default = sounds appear in the order they are taught

